

Getting started with HealthiestYou

With HealthiestYou you can connect to a doctor, get treatment, and get prescriptions, 24 hours a day, 7 days a week over the phone or via the mobile app. Using HealthiestYou can SAVE YOU TONS OF MONEY and no more sitting around in germ-infested waiting rooms.

Step 1: Setup your member portal

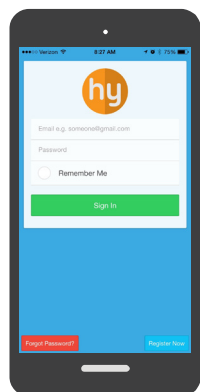
Head over to **member.healthiestyou.com** and register for the member portal. Here you'll have access to the same amazing tools as the app, but from your computer.

Step 2: Download the app

Search and download "HealthiestYou" or "HY" in the app store or Google Play!

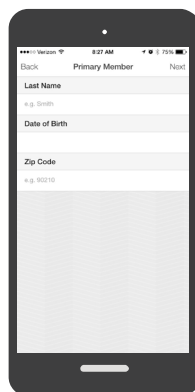


Step 3: Setup the app



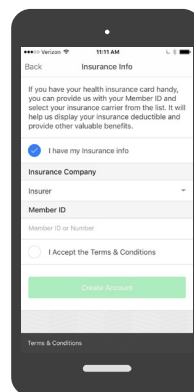
Click Login to get started

--Note, the app login is the same information from the online member portal registration.



Select and enter the primary member's information

- Last Name
- D.O.B.
- Zip Code
- Email address
- Password
- Phone #



If you have your insurance card handy, select "I have my Insurance info". You can always enter it later.

- Accept the Terms & Conditions"
- Click Create Account

** Insurance sync not available to all groups. See your benefits administrator.*

Step 4: Use HealthiestYou next time you're sick

Open up the app and push the button to visit a doctor. Verify your medical history and make any necessary changes. Verify your contact information and confirm the consultation. Sit back and a doctor will call you shortly.

No smartphone or internet? No problem, simply call toll-free on any phone to talk to a doctor: **866.703.1259**